



District Report Card: 2017


State: Meghalaya	District: East Khasi Hills
Class: 5	Subject: Language
Schools: 61	Students: 1143


Participation/Coverage


Students

<div>GENDER</div> <div></div>	Boys		Girls	
	Number	%	Number	%
	549	48.03	594	51.97

<div>AREA</div> <div></div>	Rural		Urban	
	Number	%	Number	%
	869	76.03	274	23.97

<div>CATEGORY</div> <div></div>	SC		ST		OBC		GEN	
	Number	%	Number	%	Number	%	Number	%
	10	0.87	992	86.79	15	1.31	126	11.02

<div>CWSN</div> <div></div>	LD	VI	HI	S&LD	ID	Oth
	0	0	3	1	1	0

<div>Management</div> <div></div>	Government		Government-aided	
	Number	%	Number	%
	252	22.05	891	77.95

Average Performance of Students in Language (%)

Overall	Gender		Area		Management		Social Group			
	Male	Female	Rural	Urban	Govt.	Aided	SC	ST	OBC	GEN
54.06	53.33	54.74	54.00	54.26	48.60	55.61	51.33	52.91	56.89	63.02

Performance on Learning Outcomes (LOs)

Learning Outcomes	Description	Average Performance(%)
L504	Reads and comprehends independently storybooks, news items/ headlines, advertisements etc.	54.49
L508	Reads text with comprehension, locates details and sequence of events	53.85

Range of Performance of Students who Answered Correctly							
Below 30%		30% - 50%		50% - 75%		Above 75%	
Number	%	Number	%	Number	%	Number	%
149	13.04	318	27.82	519	45.41	157	13.74

Lowest Performing Learning Outcomes (LOs)

- 1 - Reads text with comprehension, locates details and sequence of events (53.85)
- 2 - Reads and comprehends independently storybooks, news items/ headlines, advertisements etc. (54.49)